



SADHUBELLA EDUCATION SOCIETY'S
(Minority Institute)
J. WATUMULL SADHUBELLA GIRLS COLLEGE,
Near Government Dispensary, Ulhasnagar-421001

RESULT ANALYSIS
ACADEMIC YEAR 2016-17
BACHELOR OF COMMERCE

		FY	SY	TY	Total
O	No. of Students	0	15	3	18
	Percentage	0.00	10.34	1.66	3.38
A+	No. of Students	4	NA	NA	4
	Percentage	1.93	NA	NA	0.75
A	No. of Students	12	34	38	84
	Percentage	5.8	23.45	20.99	15.76
B+	No. of Students	17	NA	NA	17
	Percentage	8.21	NA	NA	3.19
B	No. of Students	25	31	41	97
	Percentage	12.08	21.38	22.65	18.20
C	No. of Students	25	36	22	83
	Percentage	12.08	24.83	12.15	15.57
D	No. of Students	20	20	14	54
	Percentage	9.66	13.79	7.73	10.13
E	No. of Students	0	1	0	1
	Percentage	0.00	0.69	0.00	0.19
F	No. of Students	104	8	63	175
	Percentage	50.24	5.52	34.81	32.83
Total Appeared		207	145	181	533
Total Registered		231	147	184	562


Ms. Neetu Purswani
(Chairperson)
(Examination Committee)




Dr. Vasant P. Mali
(Principal)
PRINCIPAL
J. Watumull Sadhubella Girls College
Ulhasnagar-421001




SADHUBELLA EDUCATION SOCIETY'S
(Minority Institute)
J. WATUMULL SADHUBELLA GIRLS COLLEGE,
Near Government Dispensary, Ulhasnagar-421001

RESULT ANALYSIS
ACADEMIC YEAR 2016-17
MASTERS OF COMMERCE

		Part I	Part II	Total
O	No. of Students	4	6	10
	Percentage	11.11	18.18	14.49
A+	No. of Students	8	NA	8
	Percentage	22.22	NA	11.59
A	No. of Students	8	15	23
	Percentage	22.22	45.45	33.33
B+	No. of Students	3	NA	3
	Percentage	8.33	NA	4.35
B	No. of Students	2	8	10
	Percentage	5.56	24.24	14.49
C	No. of Students	0	2	2
	Percentage	0.00	6.06	2.90
D	No. of Students	0	1	1
	Percentage	0.00	3.03	1.45
E	No. of Students	0	0	0
	Percentage	0.00	0.00	0.00
F	No. of Students	11	1	12
	Percentage	30.56	3.03	17.39
Total Appeared		36	33	69
Total Registered		42	40	82


Ms. Neetu Purswani
(Chairperson)
(Examination Committee)




Dr. Vasant P. Mali
(Principal)

PRINCIPAL
J. Watumull Sadhubella Girls College
Ulhasnagar-421001



SADHUBELLA EDUCATION SOCIETY'S
(Minority Institute)
J. WATUMULL SADHUBELLA GIRLS COLLEGE,
Near Government Dispensary, Ulhasnagar-421001

RESULT ANALYSIS
ACADEMIC YEAR 2016-17
BACHELOR OF COMMERCE (BANKING AND INSURANCE)

		FY	SY	TY	Total
O	No. of Students	0	4	0	4
	Percentage	0.00	11.76	0.00	3.88
A+	No. of Students	2	NA	NA	2
	Percentage	5.56	NA	NA	1.94
A	No. of Students	3	6	11	20
	Percentage	8.33	17.65	33.33	19.42
B+	No. of Students	8	NA	NA	8
	Percentage	22.22	NA	NA	7.77
B	No. of Students	5	7	6	18
	Percentage	13.89	20.59	18.18	17.48
C	No. of Students	2	6	6	14
	Percentage	5.56	17.65	18.18	13.59
D	No. of Students	2	5	5	12
	Percentage	5.56	14.71	15.15	11.65
E	No. of Students	0	4	0	4
	Percentage	0.00	11.76	0.00	3.88
F	No. of Students	14	2	5	21
	Percentage	38.89	5.88	15.15	20.39
Total Appeared		36	34	33	103
Total Registered		36	36	33	105


Ms. Neetu Purswani
(Chairperson)
(Examination Committee)




Dr. Vasant P. Mali
(Principal)
PRINCIPAL
J. Watumull Sadhubella Girls College
Ulhasnagar-421001



SADHUBELLA EDUCATION SOCIETY'S
(Minority Institute)
J. WATUMULL SADHUBELLA GIRLS COLLEGE,
Near Government Dispensary, Ulhasnagar-421001

RESULT ANALYSIS
ACADEMIC YEAR 2016-17
BACHELOR OF MANAGEMENT STUDIES

		FY	SY	TY	Total
O	No. of Students	0	1	0	1
	Percentage	0.00	4.55	0.00	1.11
A+	No. of Students	2	NA	NA	2
	Percentage	5.26	NA	NA	2.22
A	No. of Students	10	3	4	17
	Percentage	26.32	13.64	13.33	18.89
B+	No. of Students	8	NA	NA	8
	Percentage	21.05	NA	NA	8.89
B	No. of Students	2	6	10	18
	Percentage	5.26	27.27	33.33	20.00
C	No. of Students	2	3	4	9
	Percentage	5.26	13.64	13.33	10.00
D	No. of Students	1	4	6	11
	Percentage	2.63	18.18	20.00	12.22
E	No. of Students	0	2	0	2
	Percentage	0.00	9.09	0.00	2.22
F	No. of Students	13	3	6	22
	Percentage	34.21	13.64	20.00	24.44
Total Appeared		38	22	30	90
Total Registered		39	22	31	92


Ms. Necti Purswani
(Chairperson)
(Examination Committee)



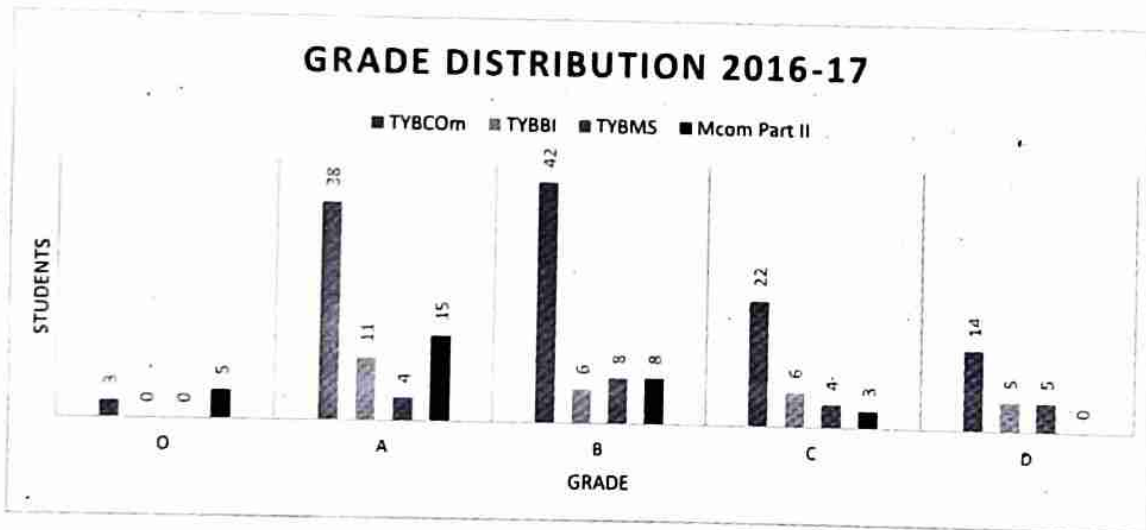

Dr. Vasant P. Mali
(Principal)
PRINCIPAL
J. Watumull Sadhubella Girls College
Ulhasnagar-421001



SADHUBELLA EDUCATION SOCIETY'S
(Minority Institute)
J. WATUMULL SADHUBELLA GIRLS COLLEGE,
Near Government Dispensary, Ulhasnagar-421001


**NUMBER OF STUDENTS GRADE DISTRIBUTION CHART
FOR THE ACADEMIC YEAR 2016-2017**

	TYBCOM	TYBBI	TYBMS	MCOM Part II
O	3	0	0	5
A	38	11	4	15
B	42	6	8	8
C	22	6	4	3
D	14	5	5	0




Ms. Neetu Purswani
(Chairperson)
(Examination Committee)




Dr. Vasant P. Mali
(Principal)

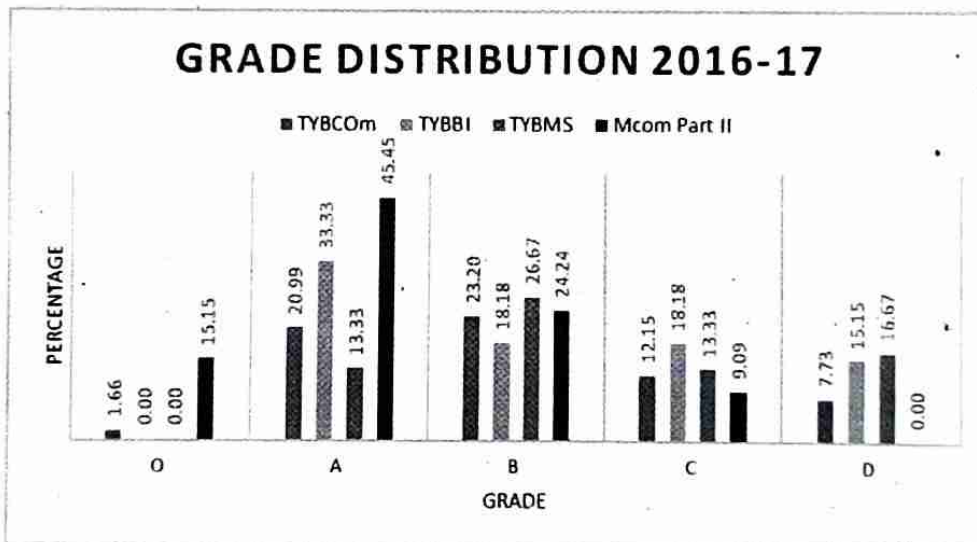
PRINCIPAL
J. Watumull Sadhubella Girls College
Ulhasnagar-421 001



SADHUBELLA EDUCATION SOCIETY'S
(Minority Institute)
J. WATUMULL SADHUBELLA GIRLS COLLEGE,
Near Government Dispensary, Ulhasnagar-421001


**NUMBER OF STUDENTS PERCENTAGE GRADE DISTRIBUTION
CHART
FOR THE ACADEMIC YEAR 2016-2017**

	TYBCOM	TYBBI	TYBMS	MCOM Part II
O	1.66	0.00	0.00	15.15
A	20.99	33.33	13.33	45.45
B	23.20	18.18	26.67	24.24
C	12.15	18.18	13.33	9.09
D	7.73	15.15	16.67	0.00




Ms. Neetu Purswani
(Chairperson)
(Examination Committee)




Dr. Vasant P. Mali
(Principal)

PRINCIPAL
J. Watumull Sadhubella Girls College
Ulhasnagar-421001