




SADHUBELLA EDUCATION SOCIETY'S
(Minority Institute)
J. WATUMULL SADHUBELLA GIRLS COLLEGE,
Near Government Dispensary, Ulhasnagar-421001

RESULT ANALYSIS
ACADEMIC YEAR 2017-18
BACHELOR OF COMMERCE

		FY	SY	TY	Total
O	No. of Students	0	0	5	5
	Percentage	0.00	0.00	3.60	1.00
A+	No. of Students	2	1	NA	3
	Percentage	1.14	0.54	NA	0.60
A	No. of Students	7	16	26	49
	Percentage	3.98	8.65	18.71	9.84
B+	No. of Students	22	37	NA	59
	Percentage	12.5	20	NA	11.85
B	No. of Students	27	36	26	89
	Percentage	15.34	19.46	18.71	17.87
C	No. of Students	22	37	27	86
	Percentage	12.5	20	19.42	17.27
D	No. of Students	13	11	5	29
	Percentage	7.39	5.95	3.60	5.82
F	No. of Students	81	47	50	178
	Percentage	47.16	25.41	35.97	35.74
Total Appeared		174	185	139	498
Total Registered		192	191	142	525


Ms. Necti Purswani
(Chairperson)
(Examination Committee)




Dr. Vasant P. Mali
(Principal)

PRINCIPAL
J. Watumull Sadhubella Girls College
Ulhasnagar-421001




SADHUBELLA EDUCATION SOCIETY'S
(Minority Institute)
J. WATUMULL SADHUBELLA GIRLS COLLEGE,
Near Government Dispensary, Ulhasnagar-421001

RESULT ANALYSIS
ACADEMIC YEAR 2017-18
MASTERS OF COMMERCE

		Part I	Part II	Total
O	No. of Students	3	0	3
	Percentage	7.89	0.00	4.48
A+	No. of Students	9	1	10
	Percentage	23.68	3.45	14.93
A	No. of Students	5	8	13
	Percentage	13.16	27.59	19.40
B+	No. of Students	5	12	17
	Percentage	13.16	41.38	25.37
B	No. of Students	2	2	4
	Percentage	5.26	6.90	5.97
C	No. of Students	0	0	0
	Percentage	0.00	0.00	0.00
D	No. of Students	0	0	0
	Percentage	0.00	0.00	0.00
F	No. of Students	14	6	20
	Percentage	36.84	20.69	29.85
Total Appeared		38	29	67
Total Registered		39	31	70


Ms. Neetu Purswani
(Chairperson)
(Examination Committee)




Dr. Vasant P. Mali
(Principal)

PRINCIPAL
J. Watumull Sadhubella Girls College
Ulhasnagar-421001




SADHUBELLA EDUCATION SOCIETY'S
(Minority Institute)
J. WATUMULL SADHUBELLA GIRLS COLLEGE,
Near Government Dispensary, Ulhasnagar-421001

RESULT ANALYSIS
ACADEMIC YEAR 2017-18
BACHELOR OF COMMERCE (BANKING AND INSURANCE)

		FY	SY	TY	Total
O	No. of Students	0	0	0	0
	Percentage	0.00	0.00	0.00	0.00
A+	No. of Students	2	2	NA	4
	Percentage	5.56	6.25	NA	3.96
A	No. of Students	8	3	6	17
	Percentage	22.22	9.38	18.18	16.83
B+	No. of Students	7	7	NA	14
	Percentage	19.44	21.88	NA	13.86
B	No. of Students	6	7	7	20
	Percentage	16.67	21.88	21.21	19.80
C	No. of Students	3	6	8	17
	Percentage	8.33	18.75	24.24	16.83
D	No. of Students	0	2	8	10
	Percentage	0.00	6.25	24.24	9.90
F	No. of Students	10	5	4	19
	Percentage	27.78	15.63	12.12	18.81
Total Appeared		36	32	33	101
Total Registered		41	32	33	106


Ms. Neetu Purswani
(Chairperson)
(Examination Committee)




Dr. Vasant P. Mali
(Principal)

PRINCIPAL
J. Watumull Sadhubella Girls College
Ulhasnagar-421001




SADHUBELLA EDUCATION SOCIETY'S
(Minority Institute)
J. WATUMULL SADHUBELLA GIRLS COLLEGE,
Near Government Dispensary, Ulhasnagar-421001

RESULT ANALYSIS
ACADEMIC YEAR 2017-18
BACHELOR OF MANAGEMENT STUDIES

		FY	SY	TY	Total
O	No. of Students	0	0	0	0
	Percentage	0.00	0.00	0.00	0.00
A+	No. of Students	2	1	NA	3
	Percentage	14.29	3.03	NA	4.62
A	No. of Students	2	8	4	14
	Percentage	14.29	24.24	22.22	21.54
B+	No. of Students	3	6	NA	9
	Percentage	21.43	18.18	NA	13.85
B	No. of Students	1	6	2	9
	Percentage	7.14	18.18	11.11	13.85
C	No. of Students	0	7	5	12
	Percentage	0.00	21.21	27.78	18.46
D	No. of Students	0	2	5	7
	Percentage	0.00	6.06	27.78	10.77
F	No. of Students	6	3	2	11
	Percentage	42.86	9.09	11.11	16.92
Total Appeared		14	33	18	65
Total Registered		16	34	18	68


Ms. Neetu Purswani
(Chairperson)
(Examination Committee)




Dr. Vasant P. Mali
(Principal)

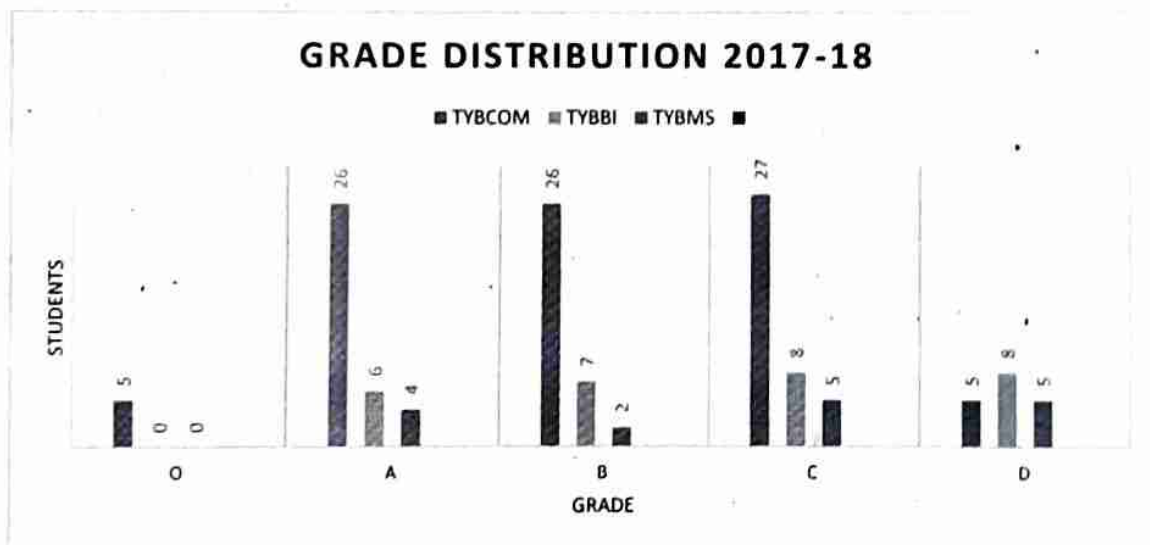
PRINCIPAL
J. Watumull Sadhubella Girls College
Ulhasnagar - 421001



SADHUBELLA EDUCATION SOCIETY'S
(Minority Institute)
J. WATUMULL SADHUBELLA GIRLS COLLEGE,
Near Government Dispensary, Ulhasnagar-421001


**NUMBER OF STUDENTS GRADE DISTRIBUTION CHART
FOR THE ACADEMIC YEAR 2017-2018**

	TYBCOM	TYBBI	TYBMS
O	5	0	0
A	26	6	4
B	26	7	2
C	27	8	5
D	5	8	5




Ms. Neetu Purswani
(Chairperson)
(Examination Committee)




Dr. Vasant P. Mali
(Principal)

PRINCIPAL
J. Watumull Sadhubella Girls College
Ulhasnagar, 421001

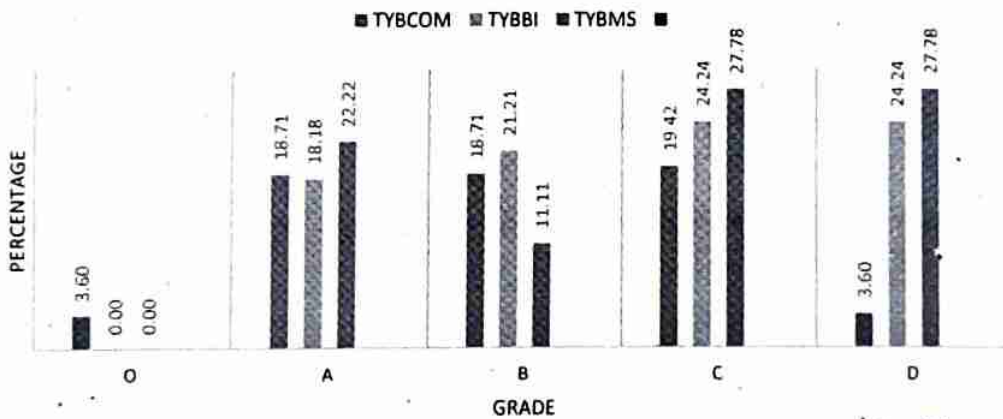


SADHUBELLA EDUCATION SOCIETY'S
(Minority Institute)
J. WATUMULL SADHUBELLA GIRLS COLLEGE,
Near Government Dispensary, Ulhasnagar-421001

**NUMBER OF STUDENTS PERCENTAGE GRADE DISTRIBUTION
CHART
FOR THE ACADEMIC YEAR 2017-2018**


	TYBCOM	TYBBI	TYBMS
O	3.60	0.00	0.00
A	18.71	18.18	22.22
B	18.71	21.21	11.11
C	19.42	24.24	27.78
D	3.60	24.24	27.78

GRADE DISTRIBUTION 2017-18




Ms. Neetu Purswani
(Chairperson)
(Examination Committee)




Dr. Vasant P. Mali
(Principal)

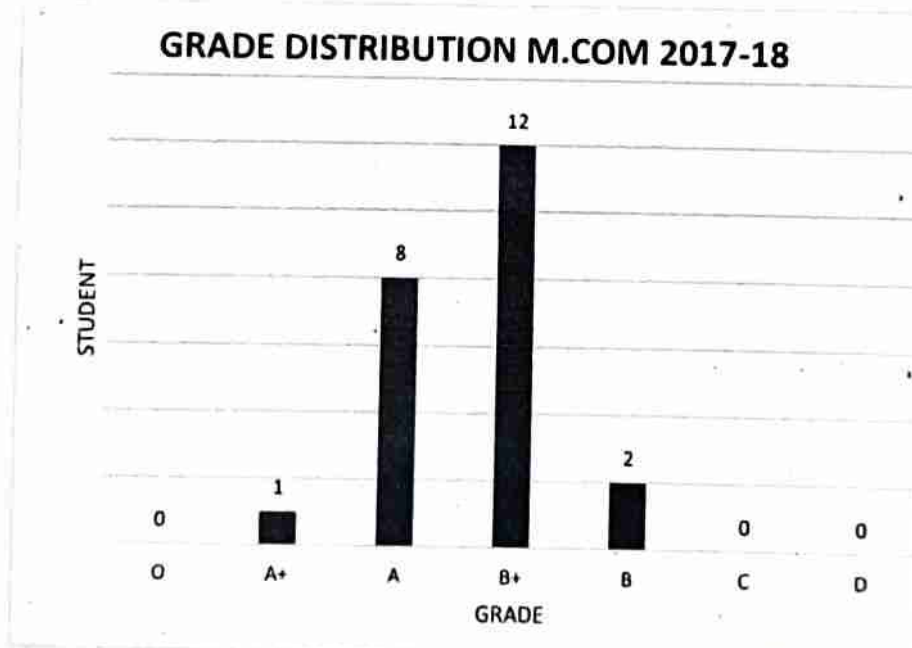
PRINCIPAL
J. Watumull Sadhubella Girls College
Ulhasnagar, 421001 Thane (India)



SADHUBELLA EDUCATION SOCIETY'S
(Minority Institute)
J. WATUMULL SADHUBELLA GIRLS COLLEGE,
Near Government Dispensary, Ulhasnagar-421001

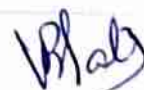
**NUMBER OF STUDENTS GRADE DISTRIBUTION CHART
FOR THE ACADEMIC YEAR 2017-2018**

MCOM Part II	
Grade	No. of Students
O	0
A+	1
A	8
B+	12
B	2
C	0
D	0




Ms. Neetu Purswani
(Chairperson)
(Examination Committee)




Dr. Vasant P. Mali
(Principal)

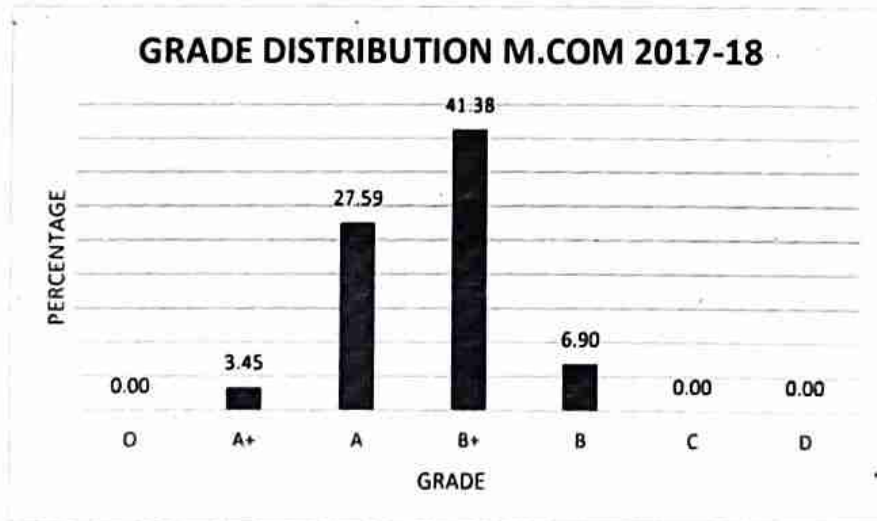
PRINCIPAL
J. Watumull Sadhubella Girls College
Ulhasnagar-421001



SADHUBELLA EDUCATION SOCIETY'S
(Minority Institute)
J. WATUMULL SADHUBELLA GIRLS COLLEGE,
Near Government Dispensary, Ulhasnagar-421001


**NUMBER OF STUDENTS PERCENTAGE GRADE DISTRIBUTION
CHART
FOR THE ACADEMIC YEAR 2017-2018**

MCOM Part II	
Grade	Percentage
O	0.00
A+	3.45
A	27.59
B+	41.38
B	6.90
C	0.00
D	0.00




Ms. Neeetu Purswani
(Chairperson)
(Examination Committee)




Dr. Vasant P. Mali
(Principal)

PRINCIPAL
J. Watumull Sadhubella Girls College
Ulhasnagar-421001