



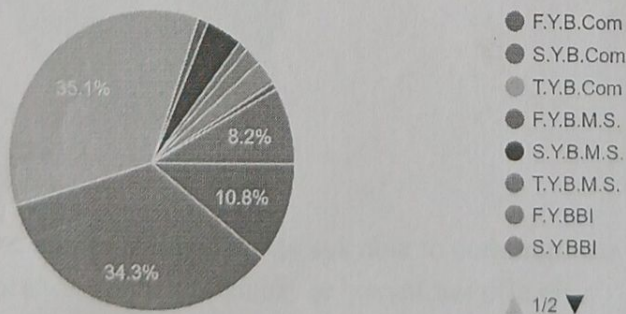
SADHUBELLA EDUCATION SOCIETY'S
(Minority Institute)
J. WATUMULL SADHUBELLA GIRLS COLLEGE,
Near Government Dispensary, Ulhasnagar-421001

Student Satisfaction Survey (2020-21)

Student Satisfaction Survey is conducted to obtain feedback from the students on four fronts – Teacher's Evaluation, Design and Implementation of Syllabus, Infrastructure, Miscellaneous. The SSS has been collected from students of all classes and 268 responses were received.

Google form was created for this survey and the link forwarded in WhatsApp groups of all the classes. It contains questions to evaluate the above-mentioned criteria. The student is the most important stakeholder for any educational institution and hence it is important to have her view on these subjects. This will enable the institution to overcome its lacuna while continuing to do the good work.

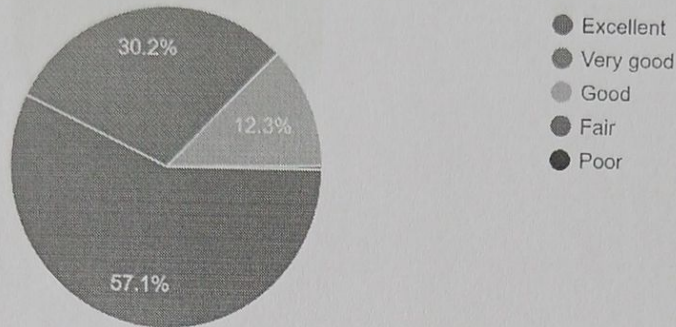
Class
268 responses



Teacher's Evaluation

1. The teacher's approach to teaching can best be described as

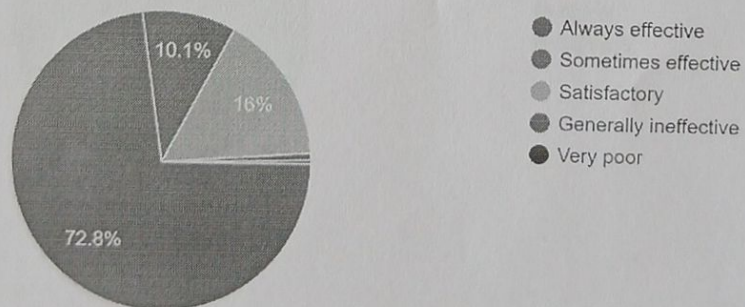
268 responses




99.6 % students have said that the teaching staff is good to excellent and 57.1% among these have said they are excellent.

2. How well were the teachers able to communicate?

268 responses

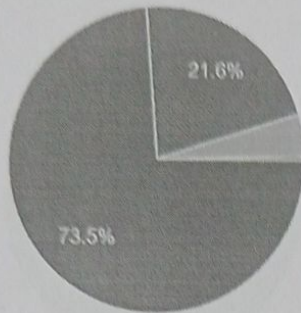


72.8% have said that the teachers were always able to communicate effectively while 26.1% found the communication to be satisfactory or sometimes effective.



3. Fairness of the internal evaluation process by the teachers.

268 responses

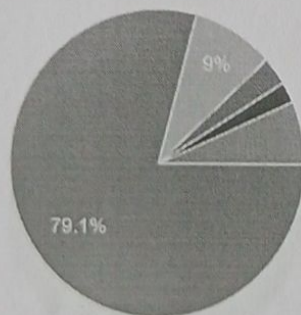


- Always fair
- Usually fair
- Sometimes unfair
- Usually unfair
- Unfair

95% of students have found the evaluation process to be fair.

4. Was your performance in examination discussed with you?

268 responses



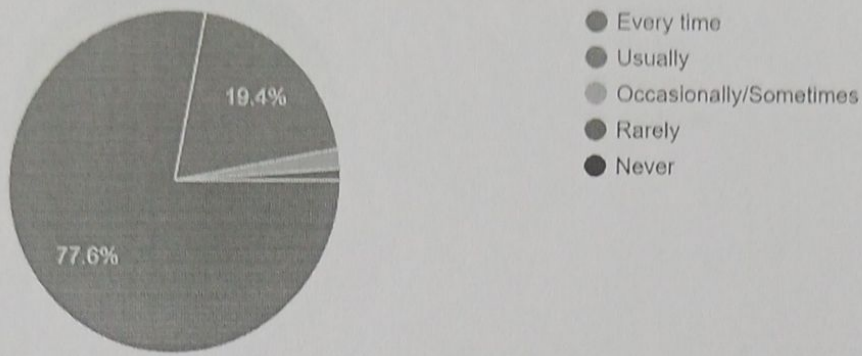
- Every time
- Mostly
- Occasionally/Sometimes
- Rarely
- Never
- Option 2

88% said the performance in the examination was discussed with them.



5. Teachers inform you about your expected competencies, course outcomes and programme outcomes.

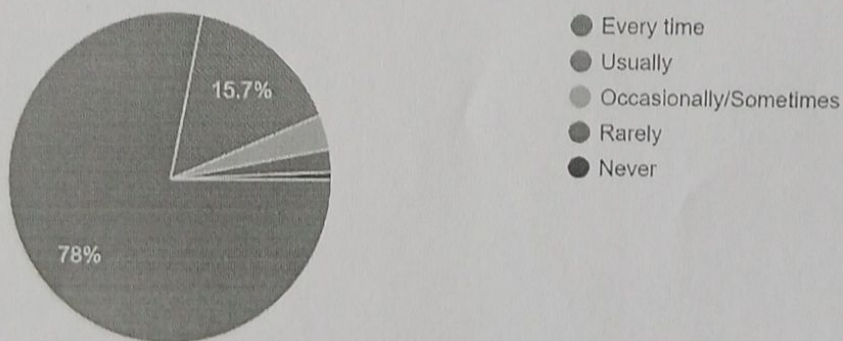
268 responses



97% have said that the teachers inform them about expected competencies, course outcomes and programme outcomes.

6. The teachers illustrate the concepts through examples and applications.

268 responses



93% mentioned that the teachers illustrate concepts through examples and applications.

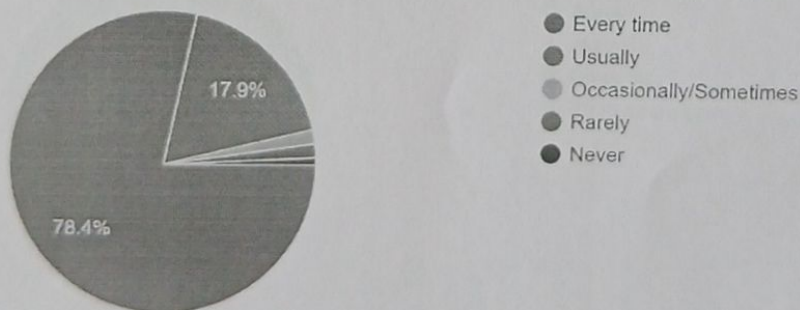


7. The teachers identify your strengths and encourage you with providing right level of challenges.
268 responses



99% students experienced that the teachers identified their strengths and encouraged them to take up challenges.

8. Teachers are able to identify your weaknesses and help you to overcome them.
268 responses



98% of students experienced that the teachers recognised their weaknesses and further helped them overcome these.



9. The institute/ teachers use student centric methods, such as experiential learning, participative learning and problem solving methodologies for enhancing learning experiences.

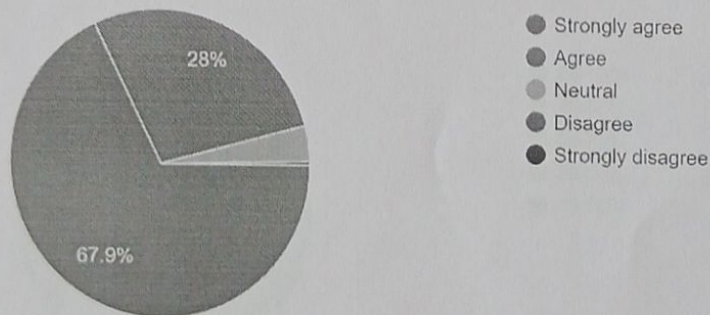
268 responses



93% have said that the teachers use student centric methods.

10. Teachers encourage you to participate in extracurricular activities.

268 responses

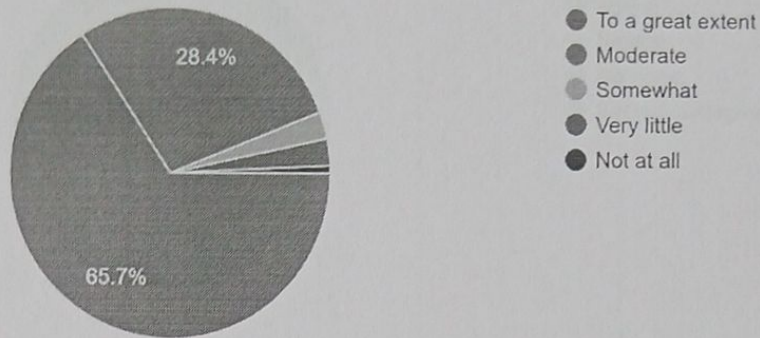


96% of students found that the teachers encouraged them to participate in extracurricular activities.



11. Efforts are made by the institute/ teachers to inculcate soft skills, life skills and employability skills to make you ready for the world of work.

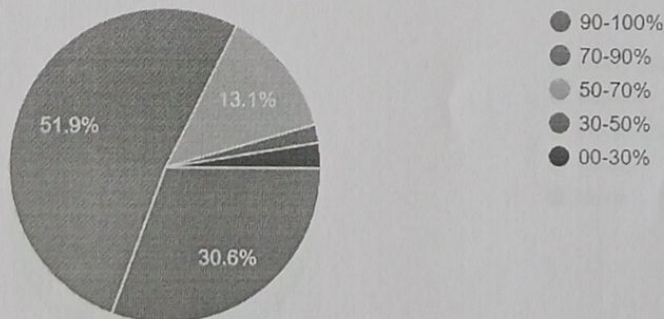
268 responses



97% have recognised the teachers efforts to inculcate them with various skills and make them employability ready.

12. What percentage of teachers use ICT tools/electronic media/social media etc. while teaching ?

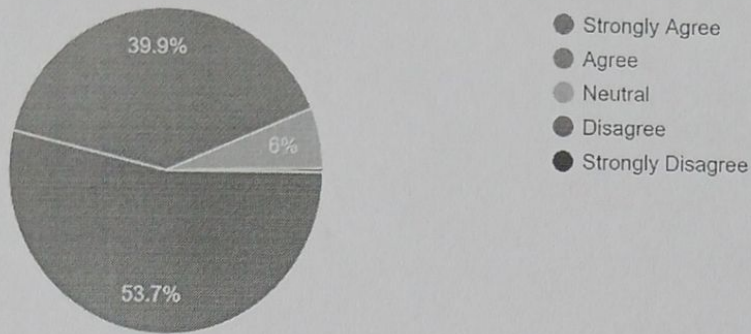
268 responses



95% students said that more than 50% teachers used ICT tools and electronic media.




13. The overall quality of teaching-learning process in your institute is very good.
268 responses



94% of students have confirmed that the teaching quality of the institution was very good .
Though 6% were neutral nobody disagreed with this fact.

14. The Principal and the faculty members are always available to the students in case of need and emergency
268 responses



99% have experienced that the faculty members are available during emergencies.



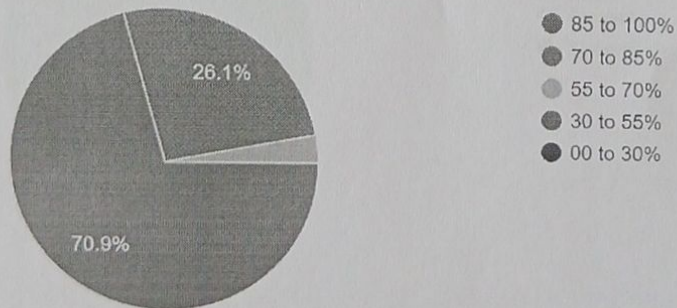
15. The percentage of students attending the lectures
268 responses



93% said regular attendance is over 70%.

Design and Implementation of the Syllabus

1. How much of the syllabus was covered in the class?
268 responses




97% said that more than 85% of the syllabus was covered by the teachers.



2. How well did the teachers prepare for the classes?

268 responses



58% felt that teachers were thoroughly prepared for the class and 40% felt satisfied about it.

3. The syllabus of the all subjects are wisely designed

268 responses




95% agreed that the syllabus was wisely designed.



4. The number of lectures allotted are in accordance with the size of the syllabus

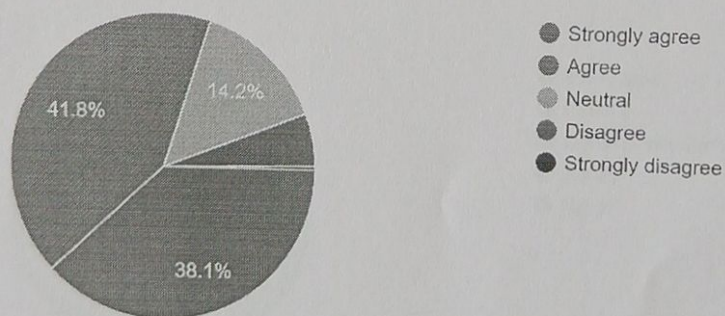
268 responses



94% agreed that the number of lectures were appropriately allotted.

5. The syllabus is not outdated / sub standard

268 responses

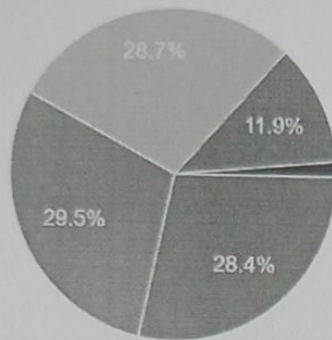


80% did not find the syllabus to be outdated but 14% were neutral about it.



6. The syllabus is too lengthy/elaborate/impractical

268 responses

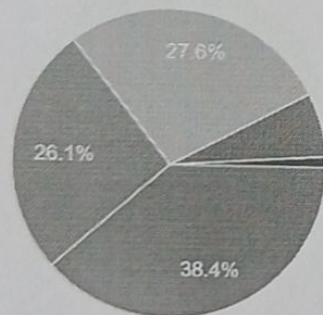


- Strongly agree
- Agree
- Neutral
- Disagree
- Strongly Disagree

58% felt the syllabus was lengthy while 30% did not.

7. The University changes/modifies/updates the syllabus

268 responses



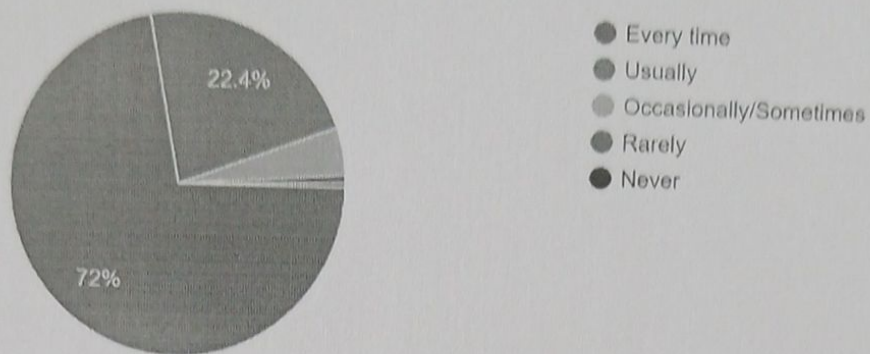
- Every time
- Usually
- Occasionally/Sometimes
- Rarely
- Never

8% felt that the syllabus was not updated by the University.



8. Teachers complete the syllabus within the stipulated time period


268 responses



99% agreed that the teachers complete the syllabus in time.

9. Students are communicated the syllabus at the beginning of every semester

268 responses




97% of students found that the syllabus is communicated at the beginning of the syllabus.



10. Teachers recommend reference books /journals for advance study based on syllabus

268 responses

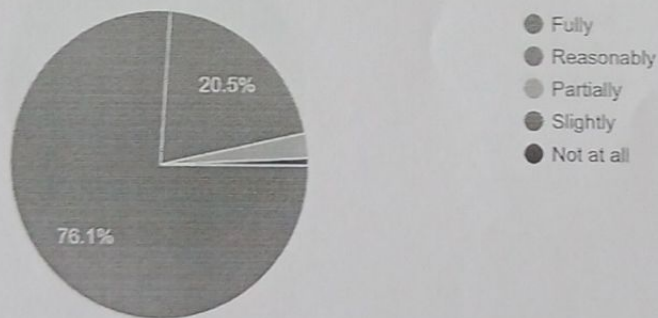


97% have received recommendations from teachers for references.

Infrastructure

1. We are satisfied with the cleanliness maintained by the college

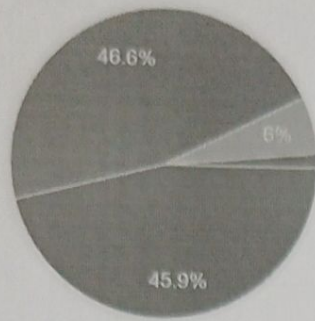
268 responses



97% were satisfied with the cleanliness maintained in the college.



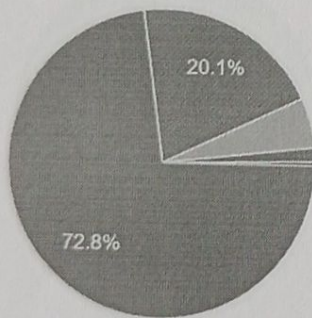
2. Furniture and fixture provided by the college is sufficient
268 responses



- Strongly agree
- Agree
- Neutral
- Disagree
- Strongly Disagree

93% were happy with the fixtures provided in the college.

3. The Institution provides clean drinking water for learners
268 responses



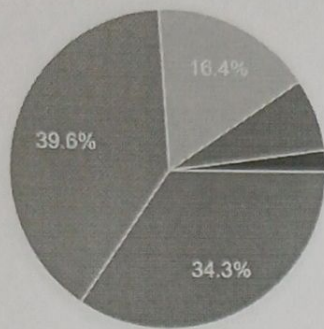
- Fully
- Reasonably
- Partially
- Slightly
- Not at all

93% felt satisfied with the drinking water provided in the college.



4. Students have good canteen facility in the campus

268 responses

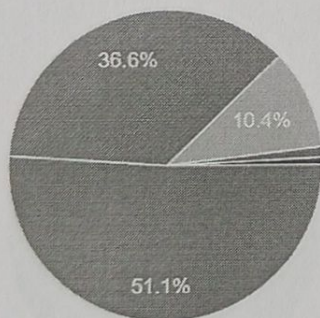


- Strongly agree
- Agree
- Neutral
- Disagree
- Strongly Disagree

75% students felt that the canteen facility was good.

5. The institution provides well equipped playground for outdoor games

268 responses



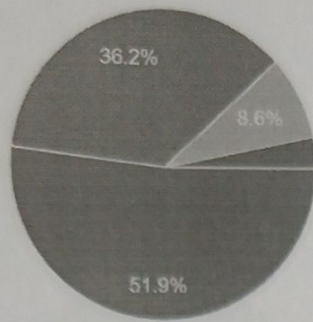
- Strongly agree
- Agree
- Neutral
- Disagree
- Strongly disagree

88% students agreed that the college had a well-equipped playground .



6. Gymkhana facilities are provided by the college to the learners

268 responses

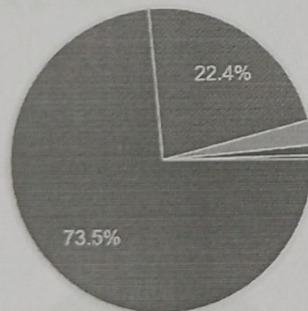


- Strongly agree
- Agree
- Neutral
- Disagree
- Strongly disagree

88% agreed that gymkhana facilities are provided by the college.

7. The Electricity supply is regular in the college

268 responses



- To a great extent
- Moderate
- Somewhat
- Very little
- Not at all


74% found that the electric supply was regular to a great extent and only 4% were not satisfied.



Miscellaneous

1. The teaching and mentoring process in your institution facilitates you in cognitive, social and emotional growth.


268 responses



93% agree that the teaching and learning process of the institution facilitated their cognitive, social and emotional growth.

2. The institution provides multiple opportunities to learn and grow.


268 responses



4% were neutral and the other 96% agreed that the institution provided multiple opportunities to grow. Nearly 60% strongly agreed.

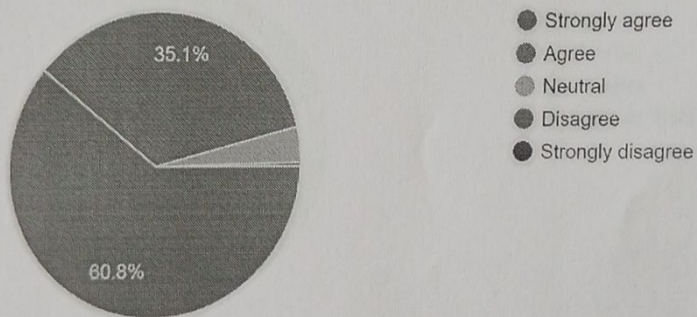


3. Students support is extended by the college pertaining to scholarship/free ship/installment in the payment of fees
268 responses



96% have found the college very supportive in providing financial aid.


4. The Institution maintains good discipline in the premises
268 responses



96% agree about good discipline on premises.




5. The Non-teaching staff is cooperative and caters the needs of the students
268 responses



93% of students found the non-teaching staff to be co-operative.

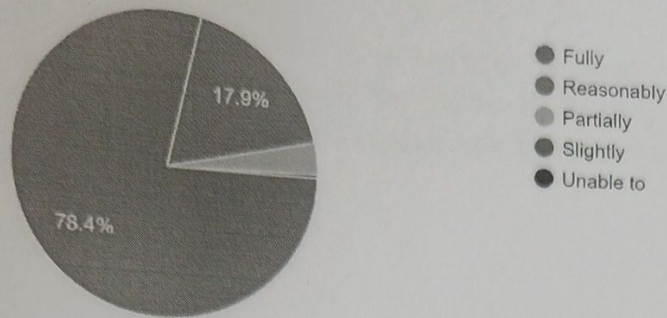
6. Students are encouraged to participate in sports and games
268 responses



95% students found that teachers encouraged them for participation in sports.




7. The college library caters the need of students in all respects
268 responses




96% agree that the college library caters to their needs.

8. The library reading room always remains open for the learners
268 responses



96% students found the reading room always available.



9. Give your observations/suggestions to improve the overall institutional performance.

95% of students have appreciated the teachers for hard work and diligence, continuous support and encouragement not only for matters relating to studies, co-curricular activities but also personal growth of the student. They have complemented the college saying it is excellent.

Students have asked for a better sports ground, campus, canteen facility, use of digital tools, computer lab, hybrid lecture mode, maintenance of class-rooms and building. Students have requested for training in karate, English speaking and practical exposure.

10. What do you appreciate about the college and college staff?

Teaching staff has always been supportive in all respects – studies, extra-curricular activities, financial advice and help. They have found the teachers to be good natured, motivating and helpful at all times. The non-teaching staff has also been co-operative.

ACTION TAKEN REPORT

The IQAC arranged a meeting to study the Student Satisfaction Survey. Criteria-wise analysis brought to light some lacuna and accordingly suggestions were made for improvement.

Teacher's Evaluation:

Students were overall satisfied with the teaching process and the teachers but suggested the use of digital tools and hybrid mode of teaching. As such teachers were directed to include and use software applications and digital platforms as a regular teaching aid.

Due to COVID-19, the complete teaching process was online and attendance was affected due to many reasons. Otherwise too, many students are working and there was a consensus to grant them relaxation.

Design and Implementation of Syllabus:

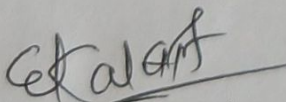
Though the syllabus was completed in time, some students found it to be lengthy, hence it was suggested that teachers could take extra lectures regularly. Further, the teachers were asked to provide more practical and real life examples for better understanding.

Infrastructure:

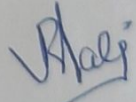
The college building, though big with spacious classrooms, requires maintenance, and it was suggested to allot some funds for the same after a discussion with CDC. Similarly, the canteen needed good facilities.

Miscellaneous:

The students were happy about the mentoring and support extended by the teachers and it was decided to continue the practice and involve more students in the process.


Dr. Dattaraya Kalbande
IQAC Co-ordinator




Dr. Vasant P. Mali
Principal
PRINCIPAL
J. Watumull Sadhubella Girls College
Ulhasnagar- 421 001.